

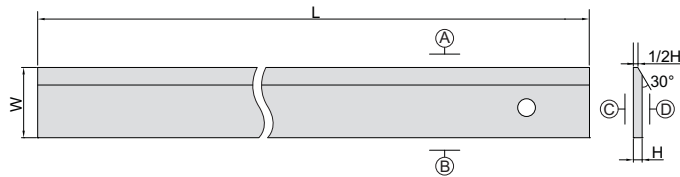
## SERIES 907

## PRECISION STRAIGHT EDGE WITH BEVELED EDGE




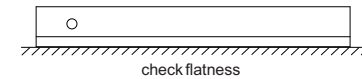
907-012-11

unit: mm



- ◆ Check flatness and for marking
- ◆ Made of tool steel

### Application



| Code       | Range(L) | Flatness of A and B | Flatness of C and D | W  | H   |
|------------|----------|---------------------|---------------------|----|-----|
| 907-012-11 | 305      | 0.005               | 0.05                | 41 | 6.3 |
| 907-024-11 | 610      | 0.006               | 0.06                | 51 | 7.9 |
| 907-036-11 | 914      | 0.007               | 0.06                | 64 | 9.5 |